

SENIOR INFANTS

ENGLISH AND GAEILGE

15th to 30th June



Dear Parents/Guardians,

Who knew when we started in September what lay ahead? Thank you for your cooperation in adapting to online learning. We know it's been difficult. You juggled the demands of home life with the new challenge of home schooling while navigating your family through an ongoing pandemic. We appreciate all you've done. There is just a short time left until our summer holidays and this is our final PowerPoint.

We have some children celebrating their birthdays soon: Taylor in Room 9, Dominic in Room 1 and Carl in Room 7. And we can't forget all those celebrating their birthdays over the summer: Maisha and Ella in Room 9, Sophia, Kya and Carlie in Room 7, Kara, Mason and Tyler in Room 1 and Killian and Brooke in Room 8. Have a great day everyone!

It is an honour to work with the children and families of Sacred Heart JNS and we would like to take this opportunity to wish you all a very relaxing and restful summer holidays.

The Senior Infants Team

Reading

[PM Reading Books](#)

Here are a selection of books from the PM Reading Book Series. Click on link above. See login details below. Press the orange read button at the bottom. How many books can you read?

Username: seniorinfants5@gmail.com

Password: June2020

It is really important that your child reads at every opportunity now and over the summer holidays. If you don't have books at home, another good online reading series is [Oxford Reading Owl](#)

To log in, go to pink button on the top that says 'My class login'

Username: sacredheartjns

Password: seniorinfants

The boat ride




At the Beach




The Bumper Cars



Jolly Roger, the Pirate



Sounds




Listen to the 'ar' sound

[ar sound](#)
























Can you hear the 'ar' sound in the words?
How many words with 'ar' can you think of?
Try the 'ar' sound on pages 72 and 73 in your Just Phonics Book.



Look at the aw family. Can you think of some more words that rhyme with aw? Look at the aw sound on pages 74 and 75 of your Just Phonics Book.



I love to rhyme


										
ai	j	oa	ie	ee or	z	w	ng	v	oo	
										
y	x	ch	sh	th	qu	ou	oi	ue	er	ar

sh

sh Tune: Where, Oh Where, has My Little Dog Gone?


Hush! Hush! Hush!
Don't make a sound.
Be as quiet
as you can be.
The baby's asleep
and I'm tired out.
Sh! /sh/-/sh/-/sh/-/sh/!

Action: Place your index finger over your lips, and say shishshish.



Test yourself. Look at the sounds above. How many sounds do you know? Listen to the songs to help you remember the sounds.

[Jolly Phonics Songs](#)



Assessment

Try pages 92 to 96 in your Just Phonics book. Ask an adult to say what is in the picture but try and write the sounds without any help. How did you get on?

Words

Here are all the sight words that we have been learning recently. Test yourself to see how many you remember. Sight words are really important because they help us with our reading and writing. Keep going back over your sight words so you don't forget them. Look back over your word booklets too.

he	she	we	me	you
was	said	my	all	are
here	little	come	some	have
our	out	they	good	look
play	away	happy	down	going
like	when	where	what	why

Story

The Three Little Fish

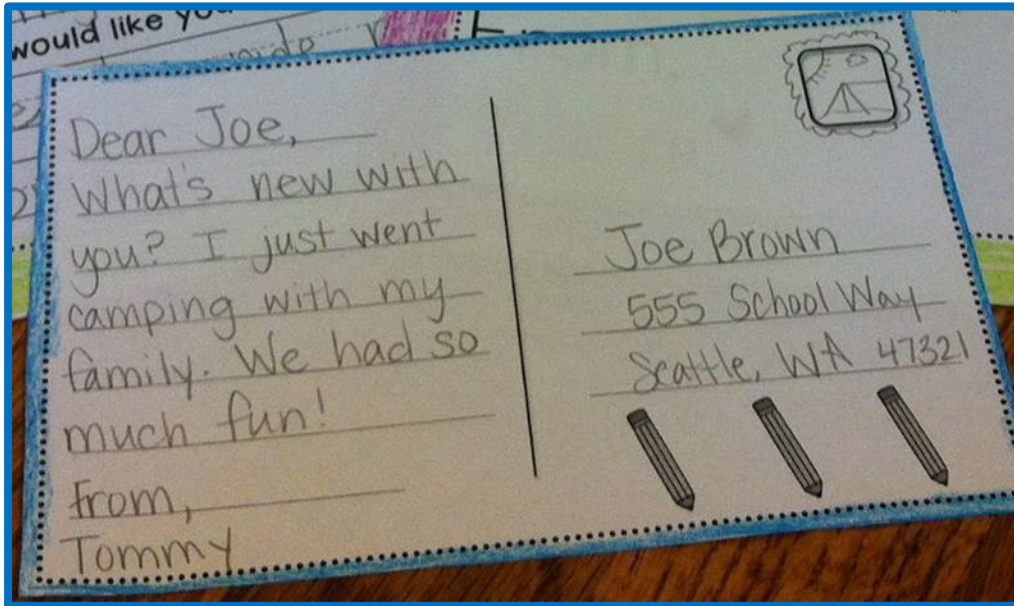
What were the names of the three little fish?
Can you remember what happened at the beginning,
middle and end?

Did it remind you of any other story?
What was your favourite part of the story?



Beginning	Middle	End

Writing



We are going to learn about postcards. One side of the postcard is for writing on. A postcard starts with a greeting like 'Dear Joe'. You share your news next and end with your name. On the other side of the postcard you carefully write the name and address of the person you are sending the postcard to. Don't forget to put a stamp on the top right corner. Why don't you try writing a postcard. You can make your own with card or if you ask in your local post office they may have some of the free ones left with free postage.



Play Outside

- ☐ Ride A Bike
- ☐ Skip Rope
- ☐ Play Hopscotch
- ☐ Sell Lemonade
- ☐ Draw Chalk Art
- ☐ Run Thru Sprinkler
- ☐ Fly A Kite
- ☐ Climb A Tree

Family Fun

- ☐ Play Mini Golf
- ☐ Have A Picnic
- ☐ Go Camping
- ☐ Go Bowling
- ☐ Go To The Beach
- ☐ Go To A Fair
- ☐ Go Swimming
- ☐ Watch Fireworks

Let's Learn

- ☐ Learn A Magic Trick
- ☐ Go To The Library
- ☐ Write A Letter
- ☐ Play Math Games
- ☐ Read Books
- ☐ Make Up A Story
- ☐ Put On A Play
- ☐ Learn Origami

Be Helpful


- ☐ Wash The Car
- ☐ Volunteer
- ☐ Garden
- ☐ Clean Your Room
- ☐ Vacuum
- ☐ Put Away Groceries
- ☐ Help A Neighbor
- ☐ Donate Toys

Play Inside

- ☐ Make A Craft
- ☐ Paint A Picture
- ☐ Play A Board Game
- ☐ Bake Cookies
- ☐ Make A Fort
- ☐ Play Hide and Seek
- ☐ Make Popsicles
- ☐ Make Puppets



Think about what you would like to do over the summer. Make your own Summer Bucket List



Spot the Differences: The Beach

Look at the 2 pictures. Can you find 6 things that are different in the 2 pictures?



How many things can you name in the picture?



GAEILGE

Caitheamh Aimsire



ag rith



ag léamh



ag scríobh



ag súgradh



ag snámh



ag léim



ag rothaíocht



ag imirt peile

Is féidir liom!



Look at the book [Is féidir liom!](#)

Caitheamh Aimsire / Pastimes

An féidir leat? / Can you?

Is féidir liom / I can

Ní féidir liom / I can't

Is maith liom _____. / I like _____.

Goodbye Poem

See you later alligator



After a while crocodile



In an hour sunflower



Maybe two kangaroo



Got to go hippo



Better swish jellyfish



Chop, chop lollipop



Got to run skeleton



Bye bye butterfly



Better shake rattlesnake



Give a hug ladybug



Take care polar bear



Our time together now ends
So goodbye good friends!



Well done children and parents!
You have now completed your final PowerPoint.
Have a lovely relaxing summer and we look forward
to seeing you back in school in the new school year.