



Junior Infants Literacy and Gaeilge Online Learning



Sacred Heart JNS
May 25th – May 29th

Hello everyone,

We hope you enjoyed the lovely weather last week. All your teachers were working hard on sending your books home to you. We hope they come soon. In the meantime keep up the great work you are doing at home.

Remember keep the sessions short (2/3 tasks per day) and regular. Don't stress or panic if not completed we will revise all of this when schools re-open. Thank you and stay safe.

Ms Walsh, Ms Fitzpatrick, Ms O'Leary, Ms Reilly



Phonics

Phonics week 6

qu, sh, ch
Rhyming family: -ag

Revise all single sounds, do the actions and sing the jolly phonics songs. If your child is finding certain sounds hard focus on them for the week and do not move on. **There is no rush.**

‘qu’ ‘sh’ & ‘ch’ are digraphs. Digraphs are when 2 letters come together to make one sound.

List 3 words for each sound.

Here is a link to the jolly phonics songs and short mini lessons for each sound:

<https://www.youtube.com/watch?v=U2HYM9VXz9k>


<https://www.youtube.com/playlist?list=PLqh11DN6jmbCsIPschffPaxvCdS9d6qPN>

Revise all your sounds this week!

s 	g 	t 	l 	p 	n 	ck 
e 	h 	r 	m 	d 	g 	o 
u 	l 	f 	b 	ai 	j 	oa 
ie 	ee or 	z 	w 	ng 	v 	u 
x 	oo oo 	ch 	sh 	th th 	qu 	ou 

Sound Sort

Can you find which one is the odd one out?






qu

QUACK






sh





ch



Blending: Sound out 3 words daily and bonus points if you can put the word in a sentence!!


<u>Monday</u>	<u>Tuesday</u>	<u>Wednesday</u>	<u>Thursday</u>	<u>Friday</u>
will	well	ship	pan	shop
yes	six	and	chop	quiz
went	chip	dog	bin	bed

What's the
missing
sound?

Name: _____

Short a

Look at each picture and write the first sound.

		
<input type="text"/> a n	<input type="text"/> a p	<input type="text"/> a p
		
<input type="text"/> a p	<input type="text"/> a p	<input type="text"/> a p
		
<input type="text"/> a t	<input type="text"/> a t	<input type="text"/> a t

© 2000 Pearson Education, Inc.

Rhyming Words: Can you think of any more?



Word Family List

bag

sag

drag

gag

tag

flag

jag

wag

snag

lag

zag

swag

nag

rag

Read the passage with your child. Encourage them to sound out the words.

Can you find the -ag words?

Now ask them the questions:

What did Jan get?

Where did Jan put the mag?

Name: _____

ag



Jan got a new mag. The tag on the mag said \$4.99. Jan put the mag in a bag and said, "Look at my mag! It is the best!" "Do not brag! It is just a mag!" said Kim.



What did Jan get?

- ☐ a new bag
- ☐ a new mag

Where did Jan put the mag?

- ☐ in a bag
- ☐ in a cap



Short writing activities

We practise the letters in this order because some letters follow the same pattern.

Practise writing the curvy letters- c, a, d, g, o, q, e, f, s

Down and back up letters -r, n, m, p, b, h, k.

Zig-Zag letters- v, w, x, z

This week focus is on Ladder Letters - l, i, j, t, u, y

Please watch carefully how you child writes the letter. Are they starting in the right place? If they are finding some letters hard focus on that letter for as long as they need. Practise makes perfect!

Dictation: Say each word slowly and get your child to write them down. Ask them what sound they hear at the beginning, in the middle and at the end.


Call out words: it, is, lit, hot, jam, nut

Sentences: It is hot. I like jam.

Draw a picture to match the sentences.



Reminder: Correct letter formation is SO important



Oral language



Police Station

What are policemen and women in Ireland called?

Where have you seen the Gardaí before? What jobs were they doing?


What kind of clothes do the Gardaí wear? Why do you think, they wear these kind of clothes?

What is the name of the building where the Gardaí stay when they are waiting for emergency calls?

Would you like to be a member of the Gardaí when you grow up? Give reasons for your answer.

If you were to meet a member of the Gardaí, what question would you most like to ask them about their job?

Can you find the 5 differences between these pictures?



Reading

Try to set aside a little time each day to read to your child.

Encourage them to predict what they think will happen before they read it and make a connection. Making a connection is thinking does this story remind me of another story, something that happened to me or something else.

Get them to retell stories in their own words and to talk about the characters.

Ask them to draw a picture of their favourite part of the story.

Sample story you can read this week: The Three Billy Goats Gruff-

<https://www.youtube.com/watch?v=1vVs7im3RCU>

<https://www.starfall.com>

<https://www.oxfordowl.co.uk>

<https://stories.audible.com/discovery>



Here are some links to books the children may enjoy.

Pink level

- <https://connect.collins.co.uk/repo1/Content/Live/qbslearning/Bigcat/GettingDressed/index.html>
- <https://connect.collins.co.uk/repo1/Content/Live/qbslearning/Bigcat/DinosaurRock/index.html>
- <https://connect.collins.co.uk/repo1/Content/Live/qbslearning/Bigcat/HowManyAnimals/index.html>

Red level


- <https://connect.collins.co.uk/repo1/Content/Live/qbslearning/Bigcat/CatandDogPlayHideandSeek/index.html>
- <https://www.oxfordowl.co.uk/>
- <https://www.starfall.com/h/im-reading/>





PREDICTING

Thinking about what might happen.....



- I can make predictions **before and during** reading.

- I think about the **information** I know from the **cover, pictures** and the **story**.


- I think about **what will happen next** and listen to the **author's clues**.

- It doesn't have to be right!!



MAKING CONNECTIONS

Thinking about how the text relates to your own experience and knowledge...



- We can make connections at **any time**.

- You think about something that happened in the story that **reminds** you of something else in:

- The Story — Text to Text
- Your Own Life — Text to Self
- The World — Text to World

- Our **background knowledge (schema)** is very important here.

It makes the story come to life and you can imagine it better.

Tricky Words

I	the	me	he	she	we	can
is	like	has	play	be	was	to
do	are	all	of	you	your	come
some	<u>New:</u>	said	here	there	they	go

Tricky words are best remembered by practicing them over and over again.

Write the words on paper and stick them up around the house. Ask your child to say the word whenever they pass by it. Move the words around regularly.

Make two copies of each word and play Memory or Snap.

Be a tricky word detective and find a given word in a story book.

Have your child practise writing the tricky words.

Have fun learning this poem and adding actions.

Old Mother Hubbard



Old Mother Hubbard
Went to the cupboard
To get her poor doggie a bone,
When she got there
The cupboard was bare
So the poor little doggie had none.



Gaeilge - Irish



Please click on the sound button to hear the comhrá beag. Now it's your turn!

Dia duit. *Dia's Muire duit.*

Cé tusa? *Is mise...*

Slán. *Slán leat agus go raibh maith agat.*



Lá Breithe



Lá breithe sona duit! *Happy Birthday to you!*



Cén aois tú? *What age are you?*



Tá mé ceithre bliana d'aois. *I am four years old.*

Tá mé cúig bliana d'aois. *I am five years old.*



Seo duit cáca. *This is cake.*



Is maith liom cáca. *I like cake.*



Well done! You have completed all your work.



Yay!

