

Second Class SESE

(History, Geography & Science)

SHPE (Social, personal, health education)

April 27th – May 1st

You will need: A copybook/paper, pencil, colours, ruler.

Ms. N. Fox, Ms. Troy and Ms. C. Fox

A note from your 2nd class teachers:

Dear parents,

We hope you are well and staying safe!

In this PowerPoint you will find work for History, Geography and Science. We have also included some Sphe activities to help keep your mind and body healthy 😊

The 2nd class team have set as much work as we can that your children can do independently. However, they might need some help reading and figuring out some of the tasks / instructions. **Please note that we have also included audio on each slide, all you need to do is click on the sound icon 😊**

Please note that this work is planned for one week.





Well done to you all for getting through the first week of online work!

We are very proud of you!

If you would like any of your child's work displayed on the school website , please send it to Ms. Healy, our HSCL: Whatsapp 0877443779 or by email hscl@shkillinarden.ie

➤ **Here is the next week of work; take your time and do your best!**

History - Titanic



Last week we started learning about Titanic:

What do you remember about Titanic?

Talk to your grown ups about what you can remember!



Here is a video to spark your memory!

<https://www.youtube.com/watch?v=AlXYqoRRFts>

Titanic – Lets swim in deeper!

- We know Titanic was a huge ship ... but what was it made out of?
- Titanic was made from steel plates, wrought iron rivets and equipped with the latest technology! Rivet >>>

More facts here:

<https://www.natgeokids.com/ie/discover/history/general-history/would-you-have-survived-the-titanic/>



Experiment – Sink and Float



❖ There were many reasons why people thought Titanic sank:

Some people believe that the captain didn't listen to the warnings. Others think it wasn't built properly and others think that it was sailing too fast and couldn't stop.



Your task today is exploring what items will sink or float in water!

First of all, test out some fruit, pens, pencils, rubbers in a basin of water and find out which items sink or float!

Check this video out:

https://www.youtube.com/watch?v=eQuW8G2QV_Q

Experiment – Sink and Float




Your task is to design a **raft/boat** that is able to float in water!

- First all of you need to think of what materials you could use to make a boat that actually floats!

This website will give you some good ideas 😊

<https://inspirationlaboratories.com/how-to-build-a-boat/>



You can even add a little captain to sail your boat! Please send in some pictures for the school website so we can see :)



Geography: Transport



Last week we started to learn about transport... Here is a quick reminder!

What is transport?

- It is the movement of people and items from one place to another!


This week we are going to look at a specific type of transport that is used all the time by people all over the world:

★ **Cars!**



The history of cars

- 1769 – Nicolas-Joseph Cugnot invented a car-like vehicle. It was a steam-powered tricycle.



There were lots of developments on cars over the years but in 1886 Carl Benz was the first to make a modern car. It was called the, Benz Patent-Motorwagen.



Have a look at these cars!



Early cars



Mass production



Most popular car



Racing cars



Luxury cars



Working cars

Features of a car

Do you know any parts of the car on the inside or the outside?

Talk to your grown ups about the parts of the car that you know!

Inside the car there are features including the steering wheel, the gear stick, the pedals, window wipers, indicators, a radio, a heater and many more features. Have a look inside your car with your grown ups and see if they can help you find any of these things!



Transport - Cars



For this lesson you have two tasks to complete:


1. In your copy write a few sentences about your favourite car – what is it called? What does it look like? Why is it your favourite?



2. Design your dream car : Turn your copy sideways or use a blank sheet and draw your dream car! Make sure you label all of the parts and features and colour it in!

For example: Your dream car might have a hot chocolate machine on the inside, lasers on the outside, a mini fridge, built in tv's or a dancefloor in the back!

Science - Materials



Last week we started looking at materials

There are four main materials that things are made from:

1. Wood
2. Metal
3. Plastic
4. Glass



This week we will be exploring man-made and natural materials!

Man-made and natural materials

Natural Vs Man-Made Materials:

Natural materials – anything that comes from plants, animals or the ground.



Can you think of any man-made or natural materials in your area?

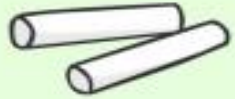
Talk to a grown up!

Man-made materials – things that humans have created like plastic.



Natural Vs Man-made materials

Natural Materials



chalk



sand



organic oil



leather



iron




gold



cotton



coal



wood

natural rubber

wool

silk

Man-Made Materials



concrete



glass




nylon



paper



synthetic rubber



steel



plastic



rayon



polyester

Task 1 – Natural Materials

Where do these materials come from?

- Write these headings in your copy and put the materials under the correct heading!



wood



wool



gold



oil



cotton



glass



rubber



clay



feathers



plastic



leather



paper

ground

1. _____
2. _____
3. _____

plants

1. _____
2. _____
3. _____

animals

1. _____
2. _____
3. _____

man-made

1. _____
2. _____
3. _____

Task 2 – Answer these questions in your copy:

1. What natural features are in your area?
2. What man-made features are in your area?
3. Name a natural feature in a hot country?
4. Name a natural feature in a cold country?
5. Name two natural features you could find in different parts of the world.



SPHE – Look after yourself!



Here are some ideas you might like to do/ use during this time to keep your mind and body healthy 😊



30 day drawing challenge

today, you will draw...

Day1- yourself

Day2- fav animal

Day3- fav food

Day4- fav place

Day5- best friend

Day6- fav book

Day7- fav movie

Day8- fav animated char.

Day9- fav tv show

Day10- fav candy

Day11- turning point in your life

Day12- most recent accomplishment

Day13- comic

Day14- fav fairytale

Day15- family picture

Day16- inspiration

Day17- fav plant

Day18- just a doodle

Day19- something new

Day20- something orange

Day21- something you want

Day22- something you miss

Day23- something you need

Day24- a couple

Day25- scenery

Day26- something you don't like

Day27- someone you love

Day28- anything you'd like

Day29- a place you want to go

Day30- a congrats banner for finishing the challenge




Go Noodle- some of our favourites:

Cant stop the feeling/ Trolls

<https://www.youtube.com/watch?v=KhfkYzUwYFk>

Pop See Ko

<https://www.youtube.com/watch?v=Pwn4beja1QE>



Chicken Dance

<https://www.youtube.com/watch?v=npp1z32idrc>

Run the Red Carpet

<https://www.youtube.com/watch?v=Shm8ByZswQ8>

Keep being a bucket filler!



I hope everyone is remembering to check in with themselves and see who's bucket you filled today and how you did that! Please remember to keep being a bucket filler and not a bucket dipper😊

<https://www.youtube.com/watch?v=3EuemNAo6XE>



Well done everybody! You have worked so hard 😊

